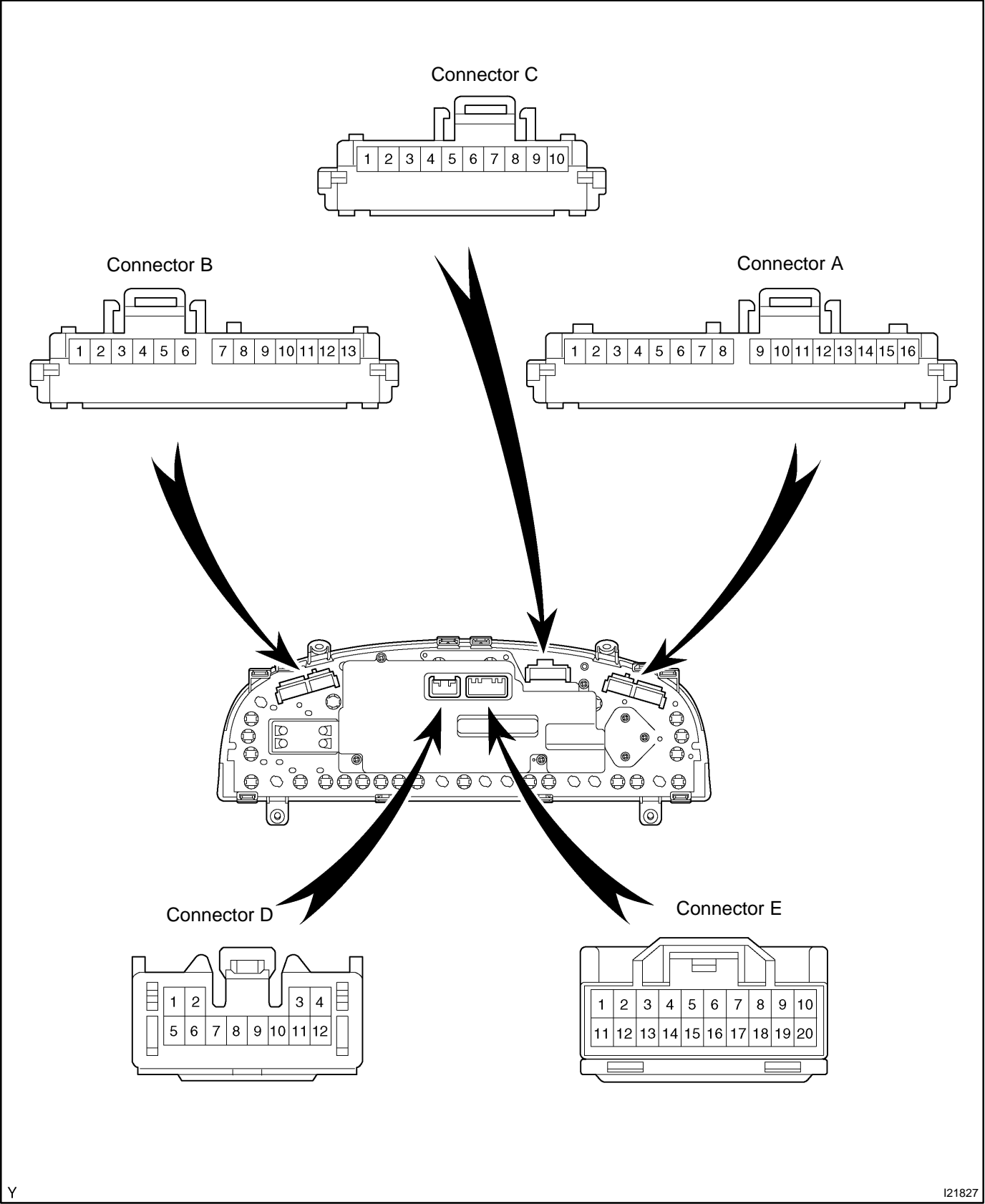
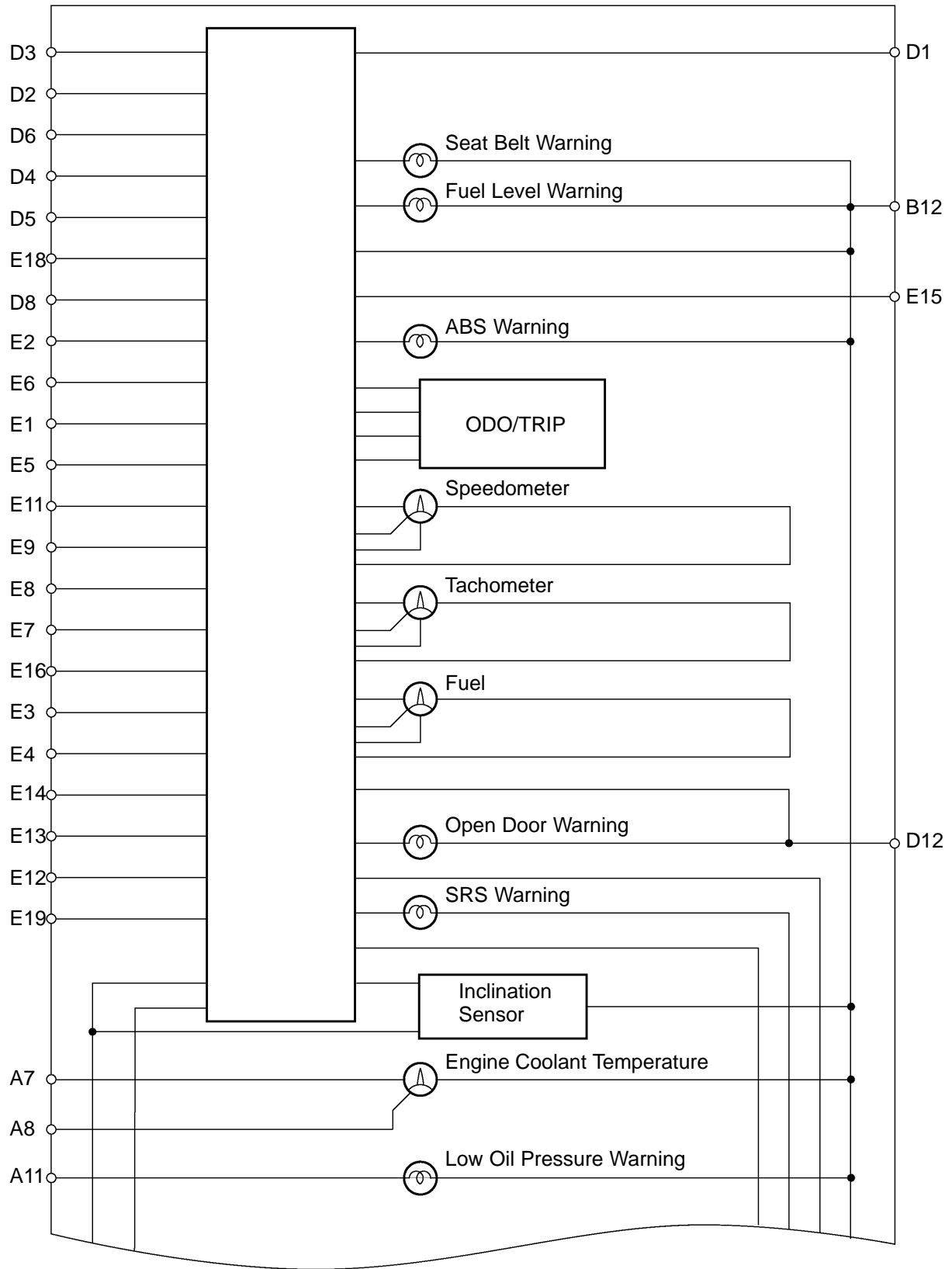


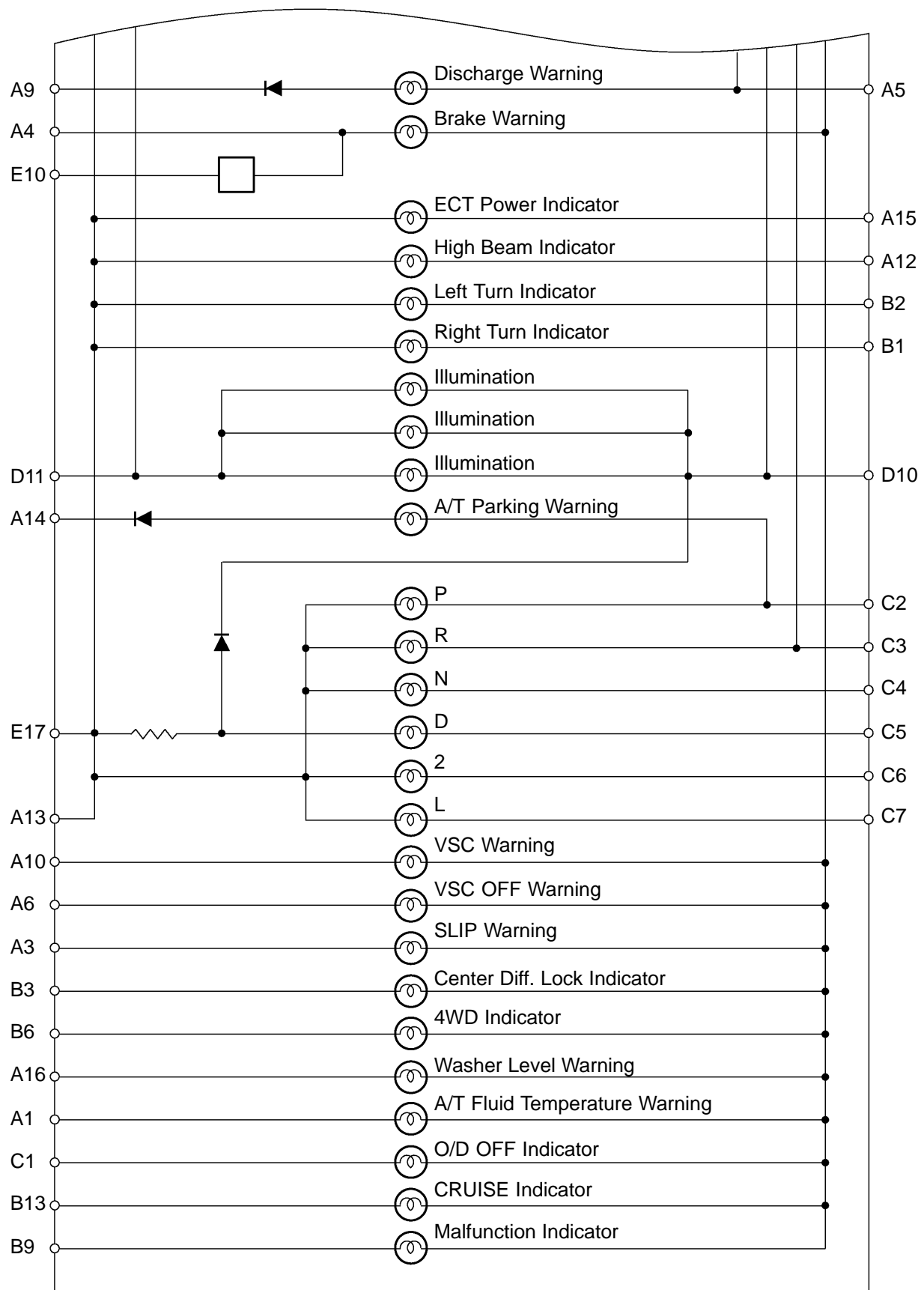
CIRCUIT



Y

I21827





BODY ELECTRICAL - COMBINATION METER

No.		Wire Hareness Side
A	1	ECM
	2	-
	3	VSC ECU
	4	Brake Fluid Level Warning Switch
	5	IGN Fuse
	6	VSC ECU
	7	Ground
	8	Engine Coolant Temperature Sender Gauge
	9	Generator
	10	VSC ECU
	11	Low Oil Pressure Switch
	12	Headlight Daytime Running Light Relay (Main)
	13	A/C Amplifier
	14	Park/Neutral Position Switch
	15	ECT Pattern Select Switch
	16	Washer Level Warning Switch
B	1	Turn Signal Switch Hazard Switch
	2	Turn Signal Switch Hazard Switch
	3	4WD ECU
	4	-
	5	-
	6	4WD ECU
	7	-
	8	-
	9	ECM
	10	-
	11	-
	12	GAUGE Fuse
	13	ECM
C	1	ECM
	2	Park/Neutral Position Switch
	3	Park/Neutral Position Switch
	4	Park/Neutral Position Switch
	5	Park/Neutral Position Switch
	6	Park/Neutral Position Switch
	7	Park/Neutral Position Switch
	8	-
	9	-
	10	-

D	1	VSC ECU
	2	Igniter
	3	ECM A/C Amplifier 4WD ECU
	4	Fuel Sender Gauge
	5	Fuel Sender Gauge
	6	Fuel Sender Gauge
	7	-
	8	Airbag Sensor Assembly
	9	-
	10	TAIL Fuse
	11	Light Control Rheostat
	12	DOME Fuse
E	1	Light Control Switch
	2	Light Control Switch
	3	Driver's Seat Belt Buckle Switch
	4	Passenger's Seat Belt Buckle Switch
	5	HEAD Relay Diode (Daytime Running Light No. 1)
	6	TAIL Relay
	7	Rear Door Courtesy Switch
	8	Passenger's Door Courtesy Switch
	9	Driver's Door Courtesy Switch
	10	VSC ECU
	11	Body ECU
	12	Rear Interior light
	13	Front Interior light
	14	Passenger's Seat Belt Warning Light
	15	Ignition Key Illumination Light
	16	Key Unlock Warning Switch
	17	Ground
	18	VSC ECU
	19	Ground
	20	-